



HTCK3623S

MODEL	GPM	PSI	RPM
HTCK3623S	18.0	1,500	1000
	21.0	1,500	1150
	25.0	1,300	1350

HTCK3623S is specifically designed for use in rollover car washes.

See our
You Tube
pump service video
www.generalpump.com




HTC Series

MODEL	GPM	PSI	RPM
HTC1506S17	1.35	2,200	1750
HTC1509S17	2.1	2,200	1750
HTC1511S17	2.6	2,200	1750

MODEL	GPM	PSI	RPM
HTC1509E175	2.1	2,200	1750
HTC1505E345	2.1	2,200	3400

The HTC Series is specifically designed to handle the rigorous duty cycles, high temperatures and chemicals associated with carpet cleaning and car wash applications. This pump offers a compact and economical design.



HTXS Series

MODEL	GPM	PSI	RPM
HTSX1810S	3.1	2,000	1750
HTSX1812S	3.8	2,000	1750
HTXS1813S	3.5	2,500	1450

The HTXS Series is specifically designed to handle the rigorous duty cycles, high temperatures and chemicals associated with self-service car wash applications. This pump offers a compact and economical design.




HTS Series

MODEL	GPM	PSI	RPM
HTS2210S	4.0	2,300	1450
HTS2212S	4.75	2,300	1450
HTS2215S*	4.0	2,300	950
	5.0	2,300	1200
HTS2016S	5.6	3,000	1450

The HTS Series is specifically designed to handle the rigorous duty cycles, high temperatures and chemicals associated with self-service car wash applications.

*Same RPM and flow as Cat 310/5CP2120



HTF Series

MODEL	GPM	PSI	RPM
HTF2018S	7.5	3,600	1750
HTF2421S	10.0	3,000	1450
	12.0	2,500	1750
HTF2221S	10.2	3,000	1750


The HTF Series is specifically designed for use in prep units, conveyor and multiple gun applications

New From General Pump



Emperor *PLATINUM* Series Superior Corrosion Resistance

MODEL	GPM	PSI	RPM
PEHT2010S	4.00	3,000	1750
	3.43	3,000	1450
PEHT2012S	4.76	3,000	1450
	3.96	3,000	1450
	2.64	3,000	950
PEHT2213S	5.55	3,000	1450
	3.43	3,000	950



Chemical Injectors

- Color-coded Kynar Hose Barb
- Ceramic Ball
- Hasteloy Spring
- Special Elastomers
- Repairable
- 304 Stainless Steel
- MADE IN THE USA!

© 2017 GP Companies, Inc.



The Emperor Reigns



Run Dry/ High Temp

Emperor
Pumps That Rule Any Environment

Ask for genuine *Emperor*
pumps from General Pump.

Whether buying new equipment
or replacing existing, you'll be
glad you chose General Pump!



General Pump
1174 Northland Drive
Mendota Heights, MN 55120
888.474.5487
www.generalpump.com
email: sales@gpcompanies.com




Emperor The Best Quality and Capabilities Available.

Whether you're buying new equipment or replacing existing, General Pump is the best choice for you. Don't just take our word for it. Review the results below from two head-to-head pump comparisons between GP and a leading competitor. You'll find that our pumps offer the ultimate value, performance and features no one can match.

General Pump's HTCK4050S vs Competitor's 3535

With an innovative and patented design that increases pump life and performance, GP easily beats its competitors as the best choice. Read on for specific part-by-part comparison.




Stronger, More Durable Connecting Rod

Made from high grade forged aluminum with a removable babbitt bearing that increases strength, efficiency, and aids in the rebuilding process.



Oversized Tapered Roller Bearings

Oversized, tapered roller bearings provide ease of service and extends the life of the pump.




29% Larger Connecting Rod Extends Pump Life

With a larger connecting rod made from durable white bronze, GP's HTS2215S boasts increased performance and durability.




37% Larger Crankshaft Gives Unmatched Strength

GP's bigger, 24mm dual crankshaft is nitride hardened for unmatched strength and durability.




Heavy-Duty Crankshaft

Heavy-duty crankshaft and tapered roller bearings add strength to an "industrial" pump.




One Piece Manifold

Made from nickel-plated brass w/stainless steel valve covers, GP's one piece manifold eliminates washout. The competitor's two piece design is susceptible to washout.



Patent-Pending Crankcase

GP's crankcase provides more rigidity and allows for much cooler operation of the pump. This symmetrical crankcase means the pump can be flipped upside down, allowing operator to use crankshaft on either side.




High Efficiency Valves

High Efficiency valves with stainless steel cage for superior strength compared to plastic, Poppet has patented guiding system to keep it perfectly straight for longer life, poppet has wear ring that gives the valve longer life even when damaged by solids in the water. Plus provides quieter pump operation!



HT Technology Packings

GP's breakthrough packings allow for **high temperature** operation. The proprietary compound of teflon and graphite also will allow **run-dry** circumstances.





Stress Reducing, Tapered Roller Bearing

GP's tapered roller bearing enables it to handle 26% more load than our competitor's pump. This significantly reduces pump stress and extends overall pump life




HT Technology Valves and Packings

GP's exclusive patent-pending "High Tech" packing and "High Temp" valve designs mean these pumps can withstand temperatures up to 185° F and can run dry for several hours.



29% Larger Manifold With Lifetime Warranty

Not only does GP's larger manifold offer superior performance and a lifetime warranty against washout, its nickel-plated brass design prevents washout and extends life.



83% Larger Crankcase Reduces Maintenance

The HTS2215S's larger crankcase holds about two times more oil than our competitor's for superior performance